

# Soldotna Construction

<b>Soldotna 2nd Quarter Permit VALUES by Type - 1999-2005 - in \$</b>								
	1999	2000	2001	2002	2003	2004	2005	Annual Change
Residential - New	1,453,674	1,520,491	2,363,001	2,075,293	1,899,354	1,777,087	1,916,999	7.9%
Residential - Add/Alter	181,361	224,674	151,039	339,286	130,080	74,809	141,950	89.7%
Commercial - New	2,723,818	1,583,642	0	2,601,575	2,116,490	1,366,297	4,099,828	200.1%
Commercial - Add/Alter	426,199	680,549	717,150	1,987,304	88,000	530,380	673,458	27.0%
<b>TOTAL</b>	<b>4,785,052</b>	<b>4,009,356</b>	<b>3,231,190</b>	<b>7,003,458</b>	<b>4,233,924</b>	<b>3,748,573</b>	<b>6,832,235</b>	<b>82.3%</b>
Annual Change		-16.2%	-19.4%	116.7%	-39.5%	-11.5%	82.3%	

Table 6.9

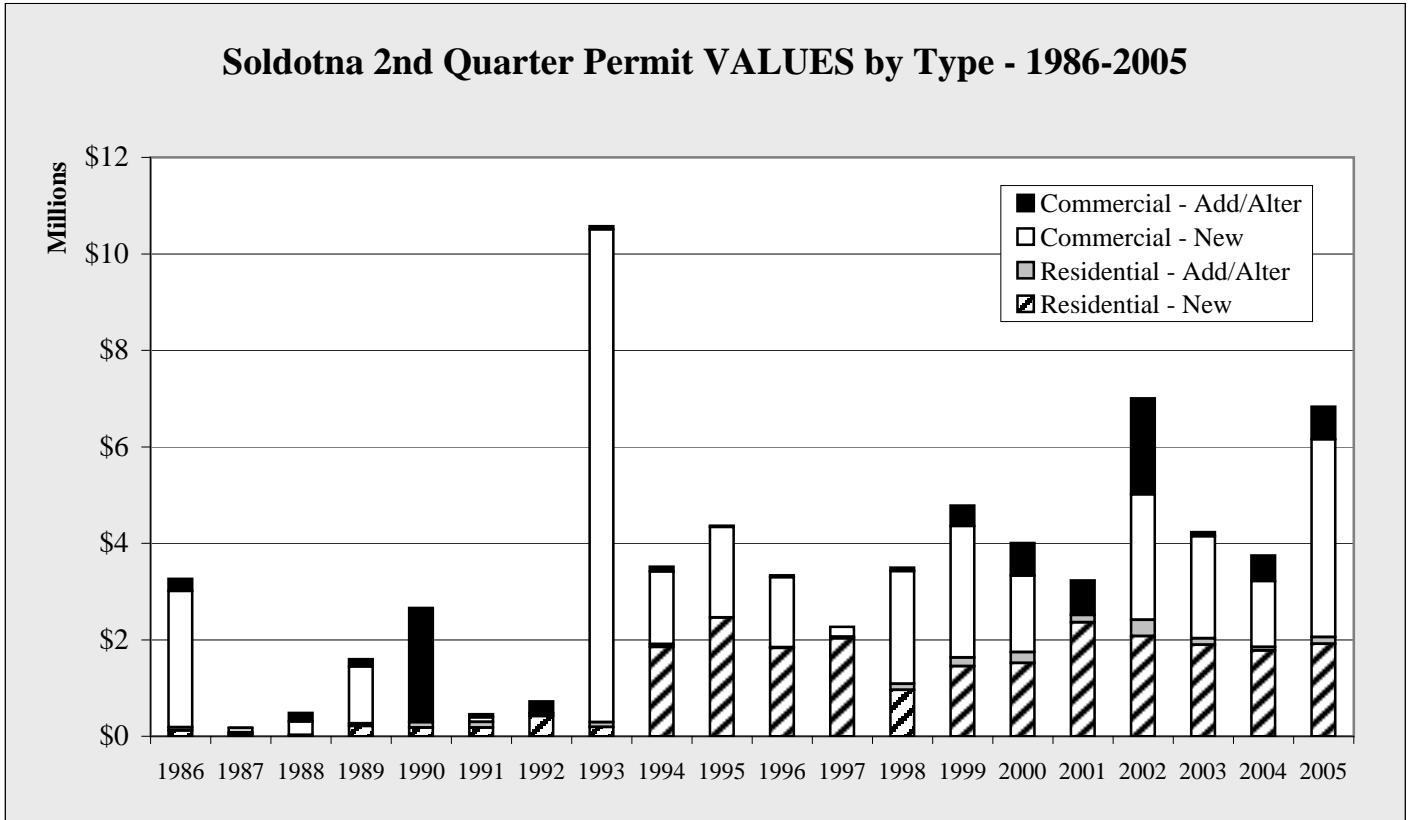


Chart 6.13

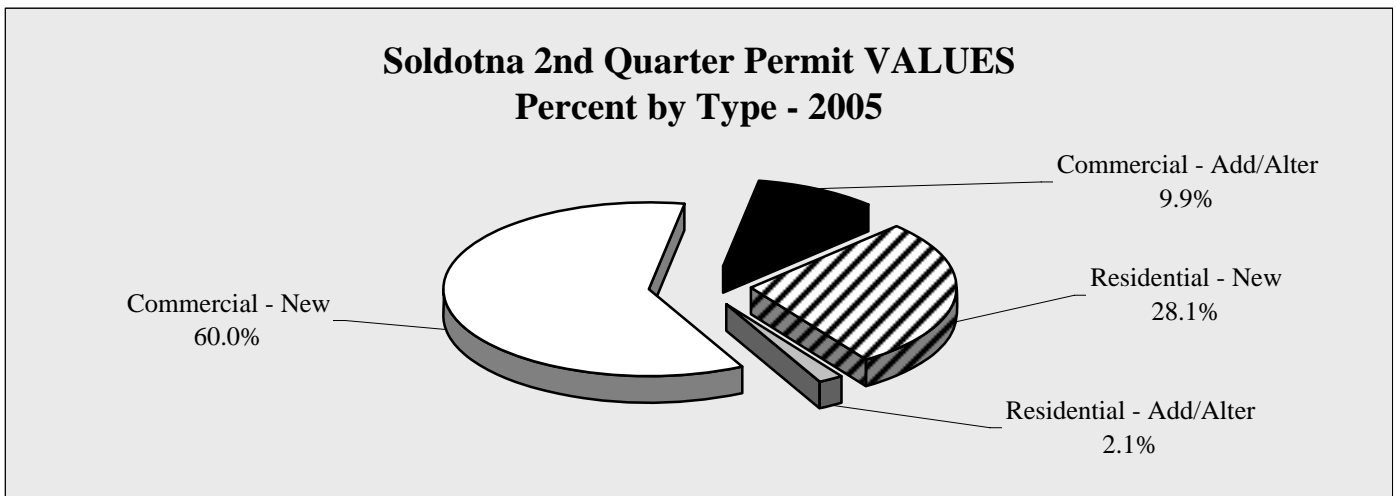


Chart 6.14

# Soldotna Construction

<b>Soldotna 2nd Quarter Permit VOLUME by Type - 1999-2005</b>								
	1999	2000	2001	2002	2003	2004	2005	Annual Change
Residential - New	10	10	14	17	15	9	11	22.2%
Residential - Add/Alter	8	9	10	6	8	8	12	50.0%
Commercial - New	8	3	0	9	6	3	9	200.0%
Commercial - Add/Alter	9	12	13	19	7	6	8	33.3%
<b>TOTAL</b>	<b>35</b>	<b>34</b>	<b>37</b>	<b>51</b>	<b>36</b>	<b>26</b>	<b>40</b>	<b>53.8%</b>
Annual Change		-2.9%	8.8%	37.8%	-29.4%	-27.8%	53.8%	

Table 6.10

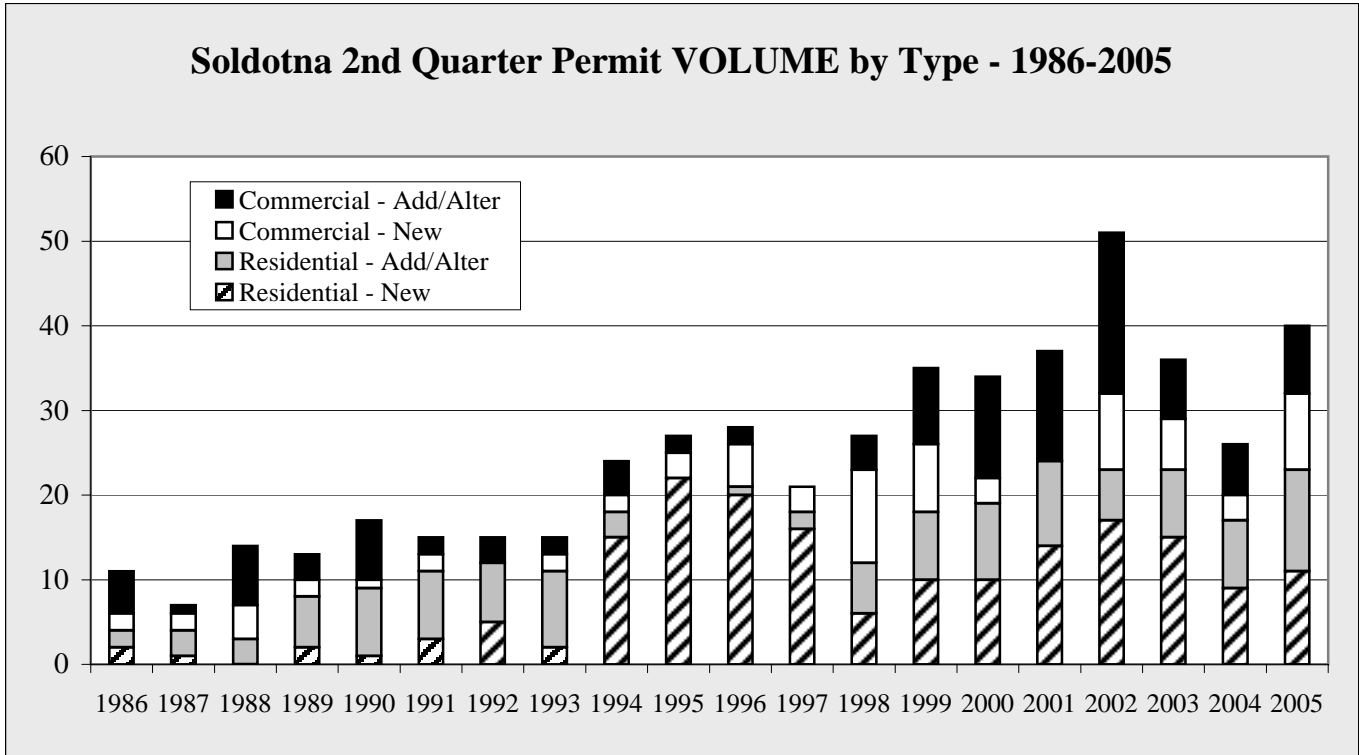


Chart 6.15

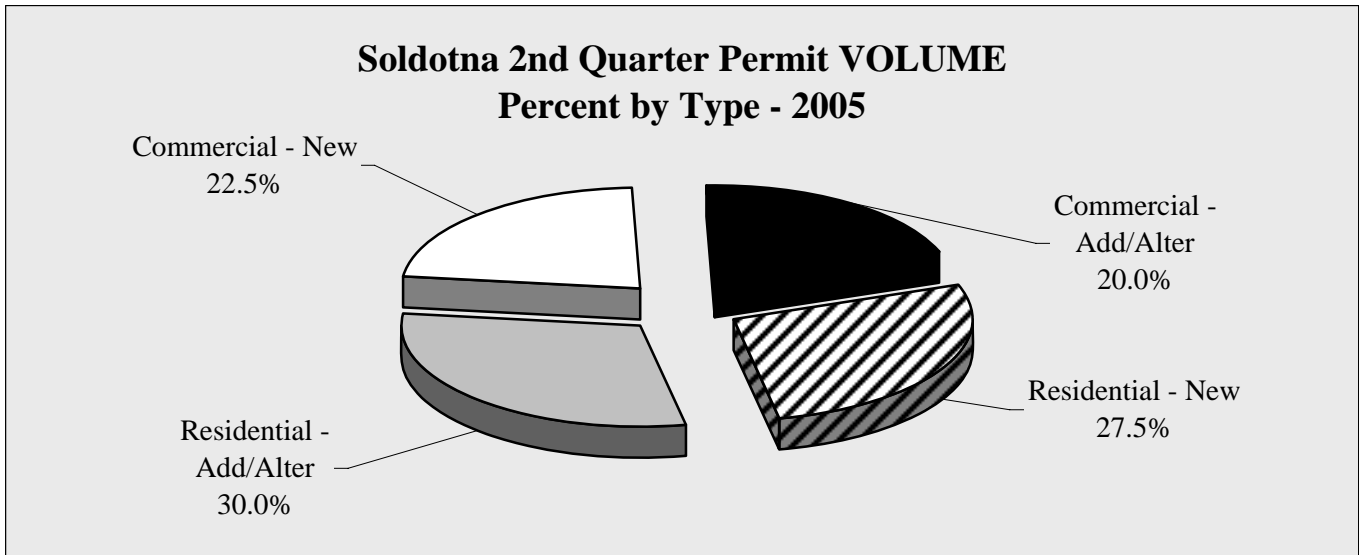


Chart 6.16

# Soldotna Construction

<b>Soldotna YTD 6/30 Permit VALUES by Type - 1999-2005 - in \$</b>								
	1999	2000	2001	2002	2003	2004	2005	Annual Change
Residential - New	1,453,674	1,894,420	2,363,001	2,316,142	1,899,354	2,316,384	2,637,955	13.9%
Residential - Add/Alter	235,361	224,674	256,199	426,221	187,907	74,809	403,580	439.5%
Commercial - New	2,723,818	2,017,915	2,658,578	3,316,381	2,116,490	5,831,323	4,294,828	-26.3%
Commercial - Add/Alter	455,895	950,549	1,004,630	2,150,304	457,191	590,380	917,427	55.4%
<b>TOTAL</b>	<b>4,868,748</b>	<b>5,087,558</b>	<b>6,282,408</b>	<b>8,209,048</b>	<b>4,660,942</b>	<b>8,812,896</b>	<b>8,253,790</b>	<b>-6.3%</b>
Annual Change		4.5%	23.5%	30.7%	-43.2%	89.1%	-6.3%	

Table 6.11

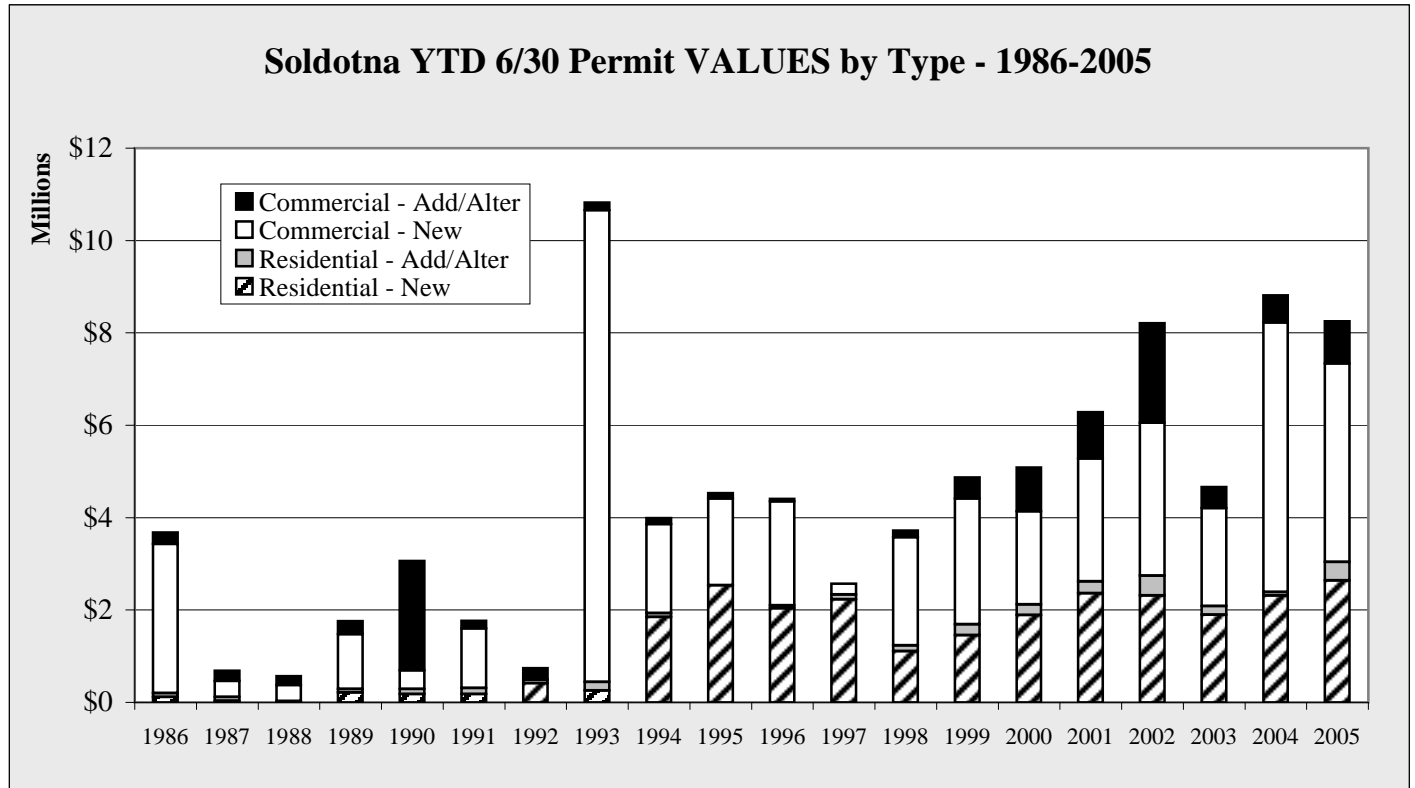


Chart 6.17

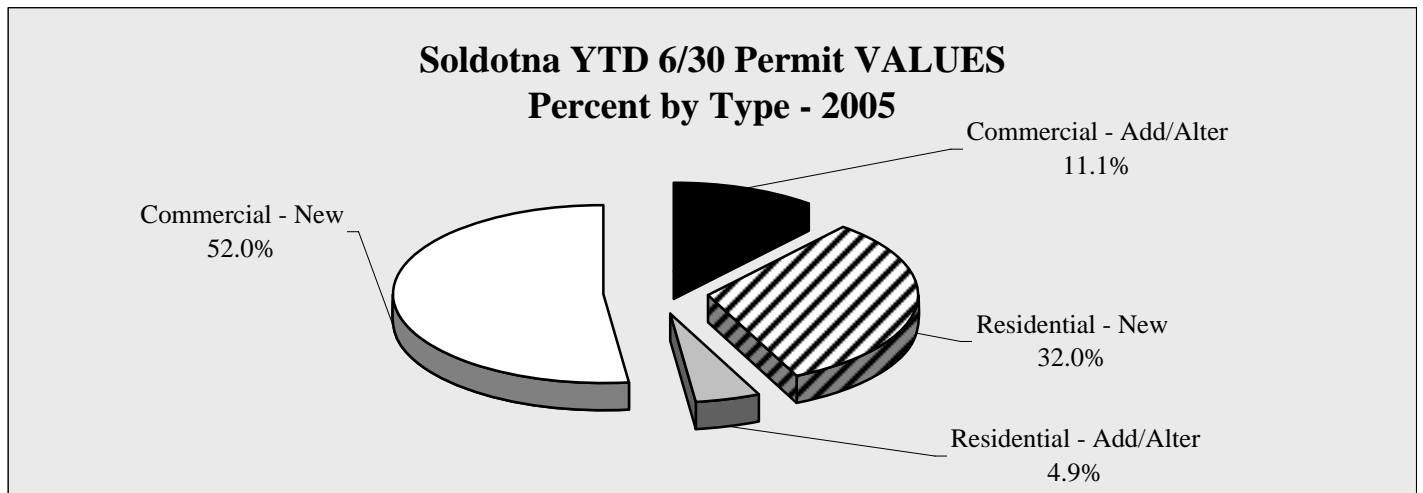


Chart 6.18

# Soldotna Construction

**Soldotna YTD 6/30 Permit VOLUME by Type - 1999-2005**

	1999	2000	2001	2002	2003	2004	2005	Annual Change
Residential - New	10	12	14	18	15	11	15	36.4%
Residential - Add/Alter	12	9	13	8	11	8	15	87.5%
Commercial - New	8	4	3	13	6	7	11	57.1%
Commercial - Add/Alter	15	17	17	23	10	9	15	66.7%
<b>TOTAL</b>	<b>45</b>	<b>42</b>	<b>47</b>	<b>62</b>	<b>42</b>	<b>35</b>	<b>56</b>	<b>60.0%</b>
Annual Change		-6.7%	11.9%	31.9%	-32.3%	-16.7%	60.0%	

Table 6.12

**Soldotna YTD 6/30 Permit VOLUME by Type - 1986-2005**

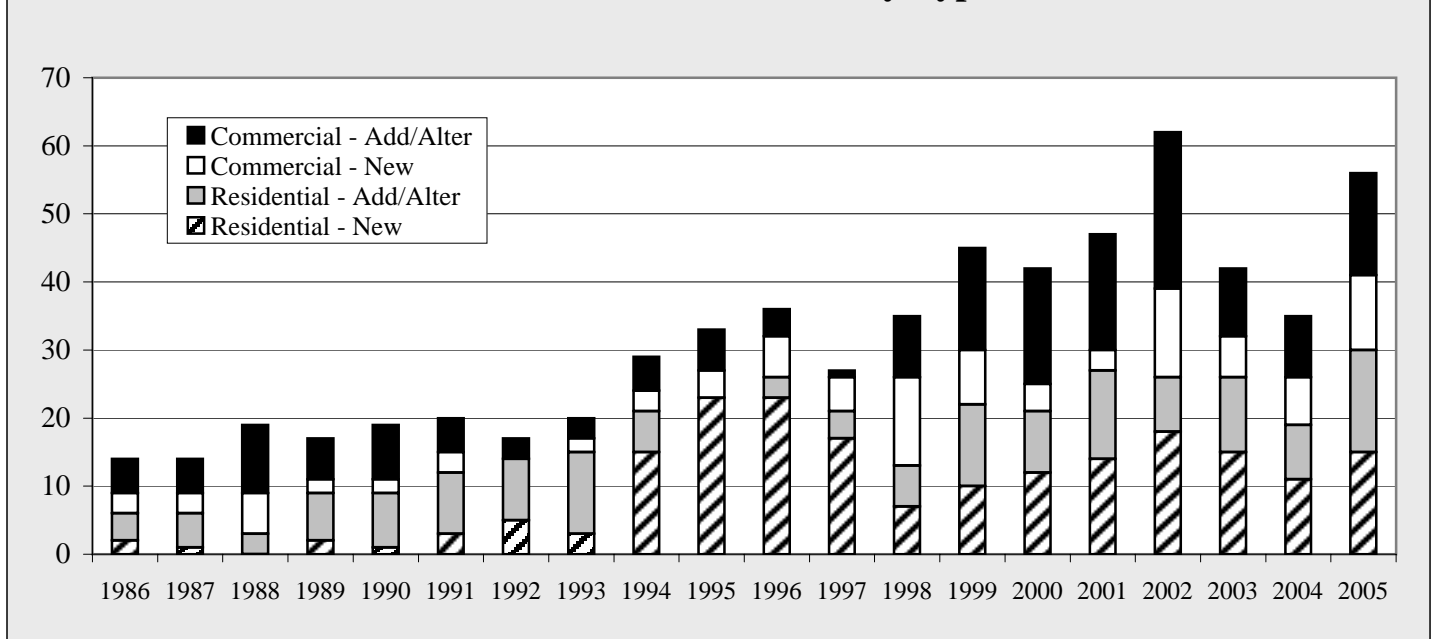


Chart 6.19

**Soldotna YTD 6/30 Permit VOLUME  
Percent by Type - 2005**

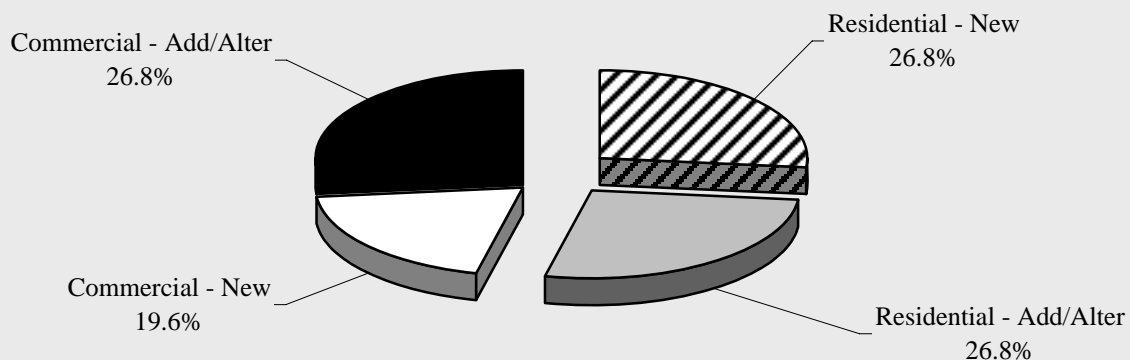


Chart 6.20

# Soldotna Construction

<b>Soldotna Annual Permit VALUES by Type by Quarter - 1998-2005 - in \$</b>					
	1st Quarter	2nd Quarter	3rd Quarter	4th Quarter	Total
<b>1998</b>					
Residential - New	145,000	965,000	1,062,000	175,000	2,347,000
Residential - Add/Alter	0	122,000	103,400	11,660	237,060
Commercial - New	6,552	2,333,400	3,250,713	300,000	5,890,665
Commercial - Add/Alter	78,542	73,000	723,050	272,500	1,147,092
<b>TOTAL</b>	<b>230,094</b>	<b>3,493,400</b>	<b>5,139,163</b>	<b>759,160</b>	<b>9,621,817</b>
<b>1999</b>					
Residential - New	0	1,453,674	1,368,900	225,888	3,048,462
Residential - Add/Alter	54,000	181,361	141,867	0	377,228
Commercial - New	0	2,723,818	2,495,816	281,905	5,501,539
Commercial - Add/Alter	29,696	426,199	119,996	2,000	577,891
<b>TOTAL</b>	<b>83,696</b>	<b>4,785,052</b>	<b>4,126,579</b>	<b>509,793</b>	<b>9,505,120</b>
<b>2000</b>					
Residential - New	373,929	1,520,491	543,930	270,668	2,709,018
Residential - Add/Alter	0	224,674	101,065	39,500	365,239
Commercial - New	434,273	1,583,642	935,665	970,484	3,924,064
Commercial - Add/Alter	270,000	680,549	96,250	122,300	1,169,099
<b>TOTAL</b>	<b>1,078,202</b>	<b>4,009,356</b>	<b>1,676,910</b>	<b>1,402,952</b>	<b>8,167,420</b>
<b>2001</b>					
Residential - New	0	2,363,001	1,510,852	0	3,873,853
Residential - Add/Alter	105,160	151,039	50,148	51,148	357,495
Commercial - New	2,658,578	0	630,244	0	3,288,822
Commercial - Add/Alter	287,480	717,150	318,672	111,500	1,434,802
<b>TOTAL</b>	<b>3,051,218</b>	<b>3,231,190</b>	<b>2,509,916</b>	<b>162,648</b>	<b>8,954,972</b>
<b>2002</b>					
Residential - New	240,849	2,075,293	689,202	176,000	3,181,344
Residential - Add/Alter	86,935	339,286	317,466	11,500	755,187
Commercial - New	714,806	2,601,575	1,080,678	0	4,397,059
Commercial - Add/Alter	163,000	1,987,304	610,000	70,000	2,830,304
<b>TOTAL</b>	<b>1,205,590</b>	<b>7,003,458</b>	<b>2,697,346</b>	<b>257,500</b>	<b>11,163,894</b>
<b>2003</b>					
Residential - New	0	1,899,354	648,388	526,191	3,073,933
Residential - Add/Alter	57,827	130,080	70,722	5,000	263,629
Commercial - New	0	2,116,490	1,371,200	281,491	3,769,181
Commercial - Add/Alter	369,191	88,000	328,000	60,363	845,554
<b>TOTAL</b>	<b>427,018</b>	<b>4,233,924</b>	<b>2,418,310</b>	<b>873,045</b>	<b>7,952,297</b>
<b>2004</b>					
Residential - New	539,297	1,777,087	1,270,100	294,860	3,881,344
Residential - Add/Alter	0	74,809	145,721	57,454	277,984
Commercial - New	4,465,026	1,366,297	21,996,101	501,601	28,329,025
Commercial - Add/Alter	60,000	530,380	368,193	3,850,000	4,808,573
<b>TOTAL</b>	<b>5,064,323</b>	<b>3,748,573</b>	<b>23,780,115</b>	<b>4,703,915</b>	<b>37,296,926</b>
<b>2005</b>					
					<b>Year to Date</b>
Residential - New	720,956	1,916,999			2,637,955
Residential - Add/Alter	261,630	141,950			403,580
Commercial - New	195,000	4,099,828			4,294,828
Commercial - Add/Alter	243,969	673,458			917,427
<b>TOTAL</b>	<b>1,421,555</b>	<b>6,832,235</b>			<b>8,253,790</b>

Table 6.13

# Soldotna Construction

<b>Soldotna Annual Permit VOLUME by Type by Quarter - 1998-2005</b>					
	1st Quarter	2nd Quarter	3rd Quarter	4th Quarter	Total
<b>1998</b>					
Residential - New	1	6	7	1	15
Residential - Add/Alter	0	6	5	5	16
Commercial - New	2	11	10	2	25
Commercial - Add/Alter	5	4	6	6	21
<b>TOTAL</b>	<b>8</b>	<b>27</b>	<b>28</b>	<b>14</b>	<b>77</b>
<b>1999</b>					
Residential - New	0	10	7	2	19
Residential - Add/Alter	4	8	4	0	16
Commercial - New	0	8	6	6	20
Commercial - Add/Alter	6	9	6	1	22
<b>TOTAL</b>	<b>10</b>	<b>35</b>	<b>23</b>	<b>9</b>	<b>77</b>
<b>2000</b>					
Residential - New	2	10	5	2	19
Residential - Add/Alter	0	9	7	3	19
Commercial - New	1	3	7	7	18
Commercial - Add/Alter	5	12	7	8	32
<b>TOTAL</b>	<b>8</b>	<b>34</b>	<b>26</b>	<b>20</b>	<b>88</b>
<b>2001</b>					
Residential - New	0	14	10	0	24
Residential Add/Alter	3	10	6	4	23
Commercial - New	3	0	7	0	10
Commercial - Add/Alter	4	13	12	7	36
<b>TOTAL</b>	<b>10</b>	<b>37</b>	<b>35</b>	<b>11</b>	<b>93</b>
<b>2002</b>					
Residential - New	1	17	5	1	24
Residential Add/Alter	2	6	10	2	20
Commercial - New	4	9	5	0	18
Commercial - Add/Alter	4	19	5	1	29
<b>TOTAL</b>	<b>11</b>	<b>51</b>	<b>25</b>	<b>4</b>	<b>91</b>
<b>2003</b>					
Residential - New	0	15	4	5	24
Residential Add/Alter	3	8	4	1	16
Commercial - New	0	6	8	2	16
Commercial - Add/Alter	3	7	3	5	18
<b>TOTAL</b>	<b>6</b>	<b>36</b>	<b>19</b>	<b>13</b>	<b>74</b>
<b>2004</b>					
Residential - New	2	9	7	1	19
Residential Add/Alter	0	8	6	3	17
Commercial - New	4	3	4	2	13
Commercial - Add/Alter	3	6	7	2	18
<b>TOTAL</b>	<b>9</b>	<b>26</b>	<b>24</b>	<b>8</b>	<b>67</b>
<b>2005</b>					<b>Year to Date</b>
Residential - New	4	11			15
Residential Add/Alter	3	12			15
Commercial - New	2	9			11
Commercial - Add/Alter	7	8			15
<b>TOTAL</b>	<b>16</b>	<b>40</b>			<b>56</b>

Table 6.14