

# Seldovia Construction

**Seldovia 2nd Quarter Permit VALUES by Type - 1999-2005 - in \$**

	1999	2000	2001	2002	2003	2004	2005	Annual Change
Residential - New	105,000	8,000	25,000	0	0	150,000	300,000	100.0%
Residential - Add/Alter	16,500	14,300	0	8,000	0	6,200	4,000	-35.5%
Commercial - New	244,000	0	0	0	0	0	8,000	NA
Commercial - Add/Alter	0	0	0	0	0	0	154,000	NA
<b>TOTAL</b>	<b>365,500</b>	<b>22,300</b>	<b>25,000</b>	<b>8,000</b>	<b>0</b>	<b>156,200</b>	<b>466,000</b>	<b>198.3%</b>
Annual Change		-93.9%	12.1%	-68.0%	-100.0%	NA	198.3%	

Table 4.9

**Seldovia 2nd Quarter Permit VOLUME by Type - 1999-2005**

	1999	2000	2001	2002	2003	2004	2005	Annual Change
Residential - New	2	2	1	0	0	1	2	100.0%
Residential - Add/Alter	4	1	0	2	0	2	1	-50.0%
Commercial - New	3	0	0	0	0	0	1	NA
Commercial - Add/Alter	0	0	0	0	0	0	2	NA
<b>TOTAL</b>	<b>9</b>	<b>3</b>	<b>1</b>	<b>2</b>	<b>0</b>	<b>3</b>	<b>6</b>	<b>100.0%</b>
Annual Change		-66.7%	-66.7%	100.0%	-100.0%	NA	100.0%	

Table 4.10

**Seldovia 2nd Quarter Permit VALUES by Type - 1986-2005**




Chart 4.13

**Seldovia 2nd Quarter Permit VOLUME by Type - 1986-2005**

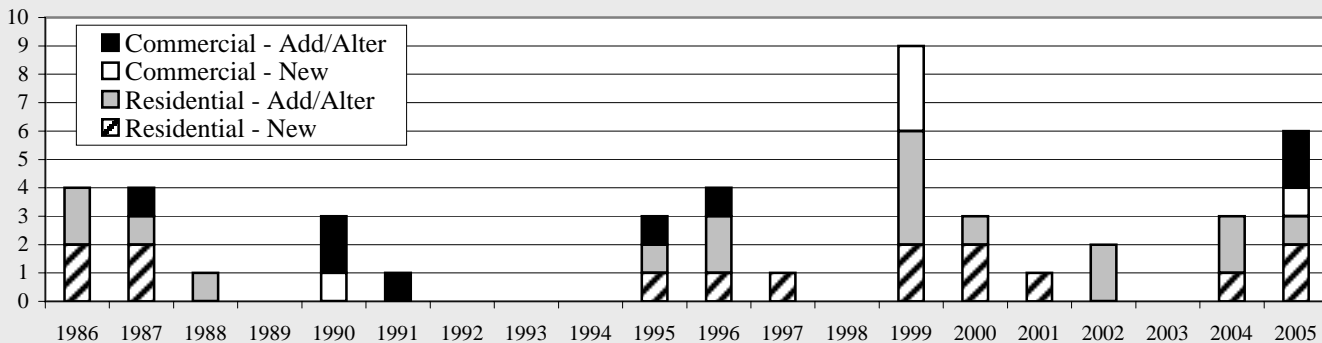


Chart 4.14

# Seldovia Construction

Seldovia YTD 6/30 Permit VALUES by Type - 1999-2005 - in \$								
	1999	2000	2001	2002	2003	2004	2005	Annual Change
Residential - New	105,000	26,000	25,000	0	0	170,000	300,000	76.5%
Residential - Add/Alter	16,500	20,300	0	18,000	31,000	6,200	19,000	206.5%
Commercial - New	252,000	0	0	0	0	0	8,000	NA
Commercial - Add/Alter	0	0	10,000	0	0	0	154,000	NA
<b>TOTAL</b>	<b>373,500</b>	<b>46,300</b>	<b>35,000</b>	<b>18,000</b>	<b>31,000</b>	<b>176,200</b>	<b>481,000</b>	<b>173.0%</b>
Annual Change			-24.4%	-48.6%	72.2%	468.4%	173.0%	

Table 4.11

Seldovia YTD 6/30 Permit VOLUME by Type - 1999-2005								
	1999	2000	2001	2002	2003	2004	2005	Annual Change
Residential - New	2	4	1	0	0	2	2	0.0%
Residential - Add/Alter	4	2	0	3	3	2	2	0.0%
Commercial - New	4	0	0	0	0	0	1	NA
Commercial - Add/Alter	0	0	1	0	0	0	2	NA
<b>TOTAL</b>	<b>10</b>	<b>6</b>	<b>2</b>	<b>3</b>	<b>3</b>	<b>4</b>	<b>7</b>	<b>75.0%</b>
Annual Change		NA	-66.7%	50.0%	0.0%	33.3%	75.0%	

Table 4.12

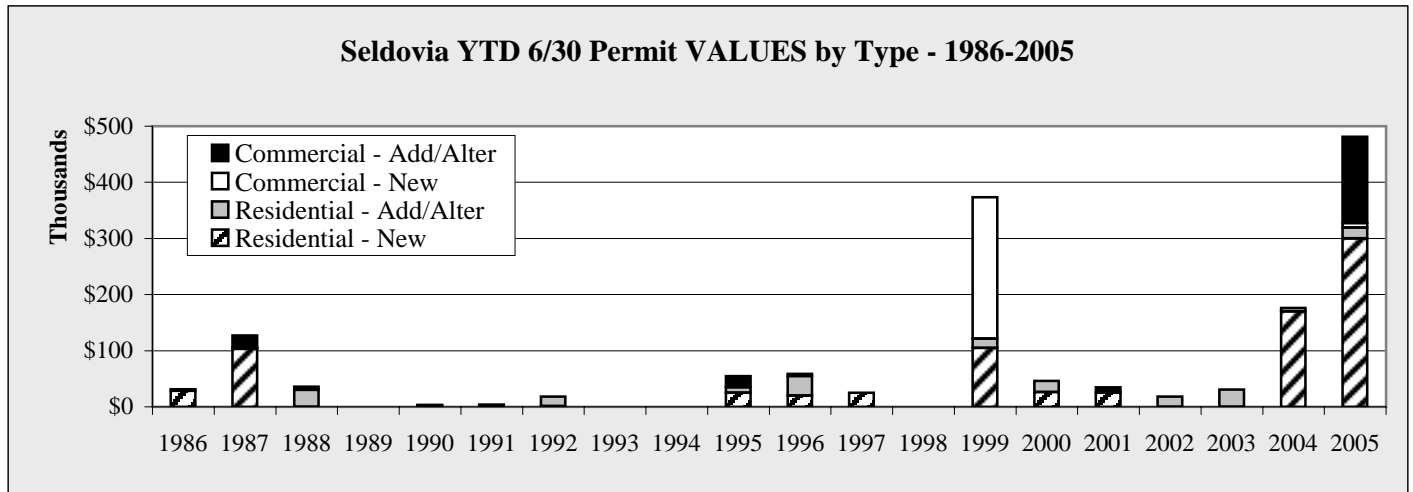


Chart 4.15

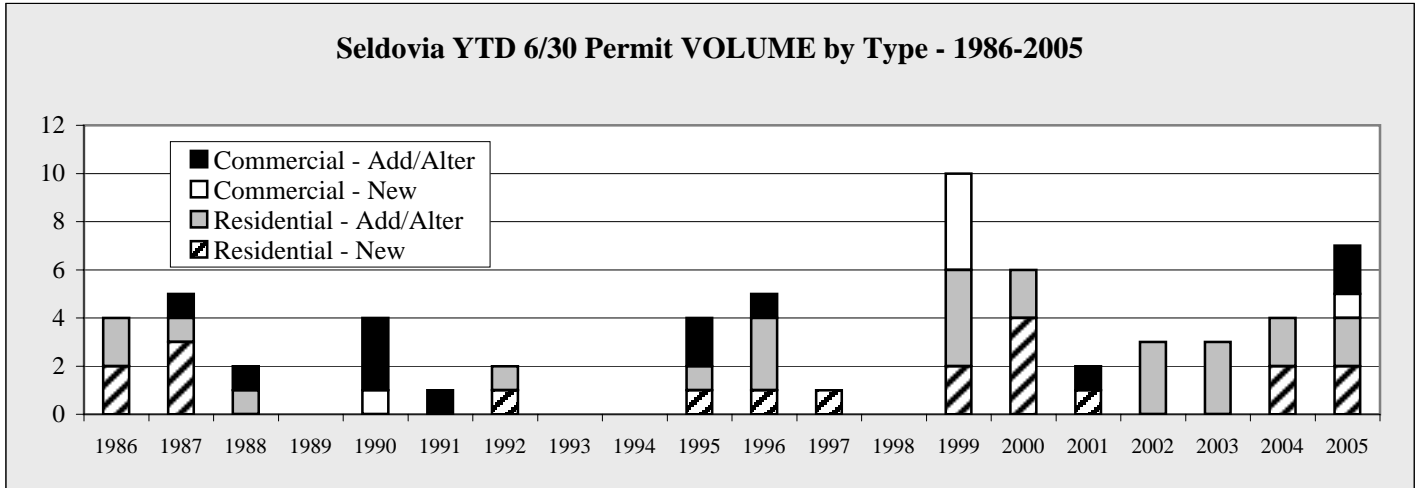


Chart 4.16

# Seldovia Construction

<b>Seldovia Annual Permit VALUES by Type by Quarter - 1999-2005 - in \$</b>					
	1st Quarter	2nd Quarter	3rd Quarter	4th Quarter	Total
<b>1999</b>					
Residential - New	0	105,000	55,000	0	160,000
Residential - Add/Alter	0	16,500	14,500	5,000	36,000
Commercial - New	8,000	244,000	12,000	0	264,000
Commercial - Add/Alter	0	0	6,000	13,000	19,000
<b>TOTAL</b>	<b>8,000</b>	<b>365,500</b>	<b>87,500</b>	<b>18,000</b>	<b>479,000</b>
<b>2000</b>					
Residential - New	18,000	8,000	19,000	0	45,000
Residential - Add/Alter	6,000	14,300	35,400	5,000	60,700
Commercial - New	0	0	0	0	0
Commercial - Add/Alter	0	0	3,500	0	3,500
<b>TOTAL</b>	<b>24,000</b>	<b>22,300</b>	<b>57,900</b>	<b>5,000</b>	<b>109,200</b>
<b>2001</b>					
Residential - New	0	25,000	10,000	0	35,000
Residential - Add/Alter	0	0	5,525	5,000	10,525
Commercial - New	0	0	0	0	0
Commercial - Add/Alter	10,000	0	0	10,000	20,000
<b>TOTAL</b>	<b>10,000</b>	<b>25,000</b>	<b>15,525</b>	<b>15,000</b>	<b>65,525</b>
<b>2002</b>					
Residential - New	0	0	308,000	0	308,000
Residential - Add/Alter	10,000	8,000	10,500	20,000	48,500
Commercial - New	0	0	0	0	0
Commercial - Add/Alter	0	0	0	0	0
<b>TOTAL</b>	<b>10,000</b>	<b>8,000</b>	<b>318,500</b>	<b>20,000</b>	<b>356,500</b>
<b>2003</b>					
Residential - New	0	0	150,000	26,000	176,000
Residential - Add/Alter	31,000	0	0	3,000	34,000
Commercial - New	0	0	1,685,000	7,500	1,692,500
Commercial - Add/Alter	0	0	0	0	0
<b>TOTAL</b>	<b>31,000</b>	<b>0</b>	<b>1,835,000</b>	<b>36,500</b>	<b>1,902,500</b>
<b>2004</b>					
Residential - New	20,000	150,000	0	0	170,000
Residential - Add/Alter	0	6,200	0	0	6,200
Commercial - New	0	0	0	0	0
Commercial - Add/Alter	0	0	0	0	0
<b>TOTAL</b>	<b>20,000</b>	<b>156,200</b>	<b>0</b>	<b>0</b>	<b>176,200</b>
<b>2005</b>					
	<b>Year to Date</b>				
Residential - New	0	300,000			300,000
Residential - Add/Alter	15,000	4,000			19,000
Commercial - New	0	8,000			8,000
Commercial - Add/Alter	0	154,000			154,000
<b>TOTAL</b>	<b>15,000</b>	<b>466,000</b>			<b>481,000</b>

Table 4.13

# Seldovia Construction

<b>Seldovia Annual Permit VOLUME by Type by Quarter - 1999-2005</b>					
	1st Quarter	2nd Quarter	3rd Quarter	4th Quarter	Total
<b>1999</b>					
Residential - New	0	2	1	0	3
Residential - Add/Alter	0	4	4	1	9
Commercial - New	1	3	1	0	5
Commercial - Add/Alter	0	0	1	2	3
<b>TOTAL</b>	<b>1</b>	<b>9</b>	<b>7</b>	<b>3</b>	<b>20</b>
<b>2000</b>					
Residential - New	2	2	2	0	6
Residential - Add/Alter	1	1	3	1	6
Commercial - New	0	0	0	0	0
Commercial - Add/Alter	0	0	1	0	1
<b>TOTAL</b>	<b>3</b>	<b>3</b>	<b>6</b>	<b>1</b>	<b>13</b>
<b>2001</b>					
Residential - New	0	1	1	0	2
Residential Add/Alter	0	0	4	1	5
Commercial - New	0	0	0	0	0
Commercial - Add/Alter	1	0	0	1	2
<b>TOTAL</b>	<b>1</b>	<b>1</b>	<b>5</b>	<b>2</b>	<b>9</b>
<b>2002</b>					
Residential - New	0	0	2	0	2
Residential Add/Alter	1	2	2	1	6
Commercial - New	0	0	0	0	0
Commercial - Add/Alter	0	0	0	0	0
<b>TOTAL</b>	<b>1</b>	<b>2</b>	<b>4</b>	<b>1</b>	<b>8</b>
<b>2003</b>					
Residential - New	0	0	1	2	3
Residential Add/Alter	3	0	0	1	4
Commercial - New	0	0	3	1	4
Commercial - Add/Alter	0	0	1	0	1
<b>TOTAL</b>	<b>3</b>	<b>0</b>	<b>5</b>	<b>4</b>	<b>12</b>
<b>2004</b>					
Residential - New	1	1	0	0	2
Residential Add/Alter	0	2	0	0	2
Commercial - New	0	0	0	0	0
Commercial - Add/Alter	0	0	0	0	0
<b>TOTAL</b>	<b>1</b>	<b>3</b>	<b>0</b>	<b>0</b>	<b>4</b>
<b>2005</b>					
	<b>Year to Date</b>				
Residential - New	0	2			2
Residential Add/Alter	1	1			2
Commercial - New	0	1			1
Commercial - Add/Alter	0	2			2
<b>TOTAL</b>	<b>1</b>	<b>6</b>			<b>7</b>

Table 4.14