

Soldotna Construction Permitting

Soldotna 1st Quarter Permit Values by Type - 1999-2005 - in \$

	1999	2000	2001	2002	2003	2004	2005	Annual Change
Residential - New	0	373,929	0	240,849	0	539,297	720,956	33.7%
Residential - Add/Alter	54,000	0	105,160	86,935	57,827	0	261,630	NA
Commercial - New	0	434,273	2,658,578	714,806	0	4,465,026	195,000	-95.6%
Commercial - Add/Alter	29,696	270,000	287,480	163,000	369,191	60,000	243,969	306.6%
TOTAL	83,696	1,078,202	3,051,218	1,205,590	427,018	5,064,323	1,421,555	-71.9%
Annual Change		1188.2%	183.0%	-60.5%	-64.6%	1086.0%	-71.9%	

Table 6.7

Soldotna 1st Quarter Permit Values by Type - 1986-2005

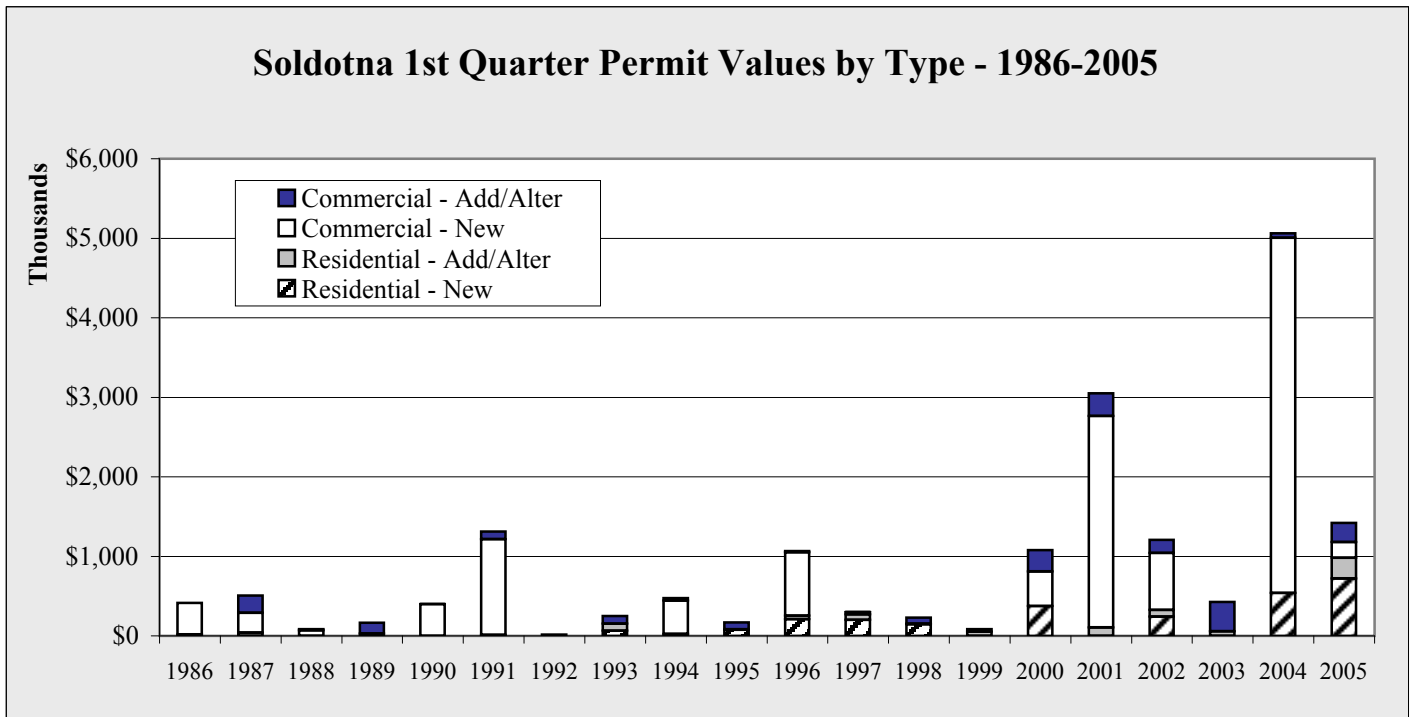


Chart 6.9

Soldotna 1st Quarter Permit Values Percent by Type - 2005

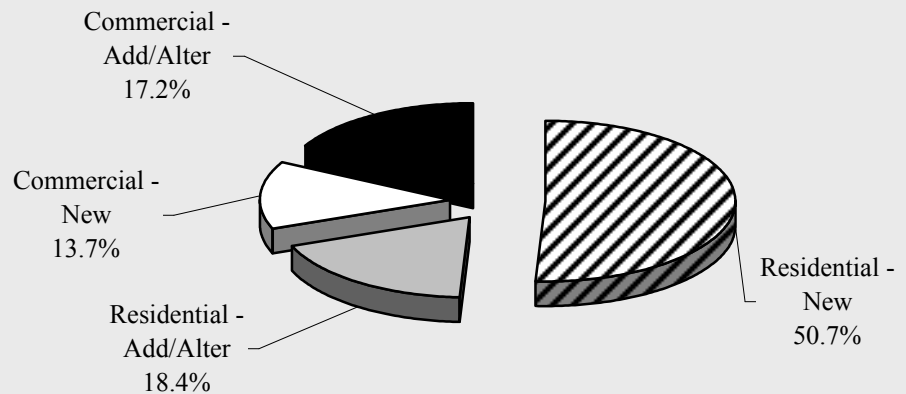


Chart 6.10

Soldotna Construction Permitting

Soldotna 1st Quarter Permit Volume by Type - 1999-2005

	1999	2000	2001	2002	2003	2004	2005	Annual Change
Residential - New	0	2	0	1	0	2	4	100.0%
Residential - Add/Alter	4	0	3	2	3	0	3	NA
Commercial - New	0	1	3	4	0	4	2	-50.0%
Commercial - Add/Alter	6	5	4	4	3	3	7	133.3%
TOTAL	10	8	10	11	6	9	16	77.8%
Annual Change		-20.0%	25.0%	10.0%	-45.5%	50.0%	77.8%	

Table 6.8

Soldotna 1st Quarter Permit Volume by Type - 1986-2005

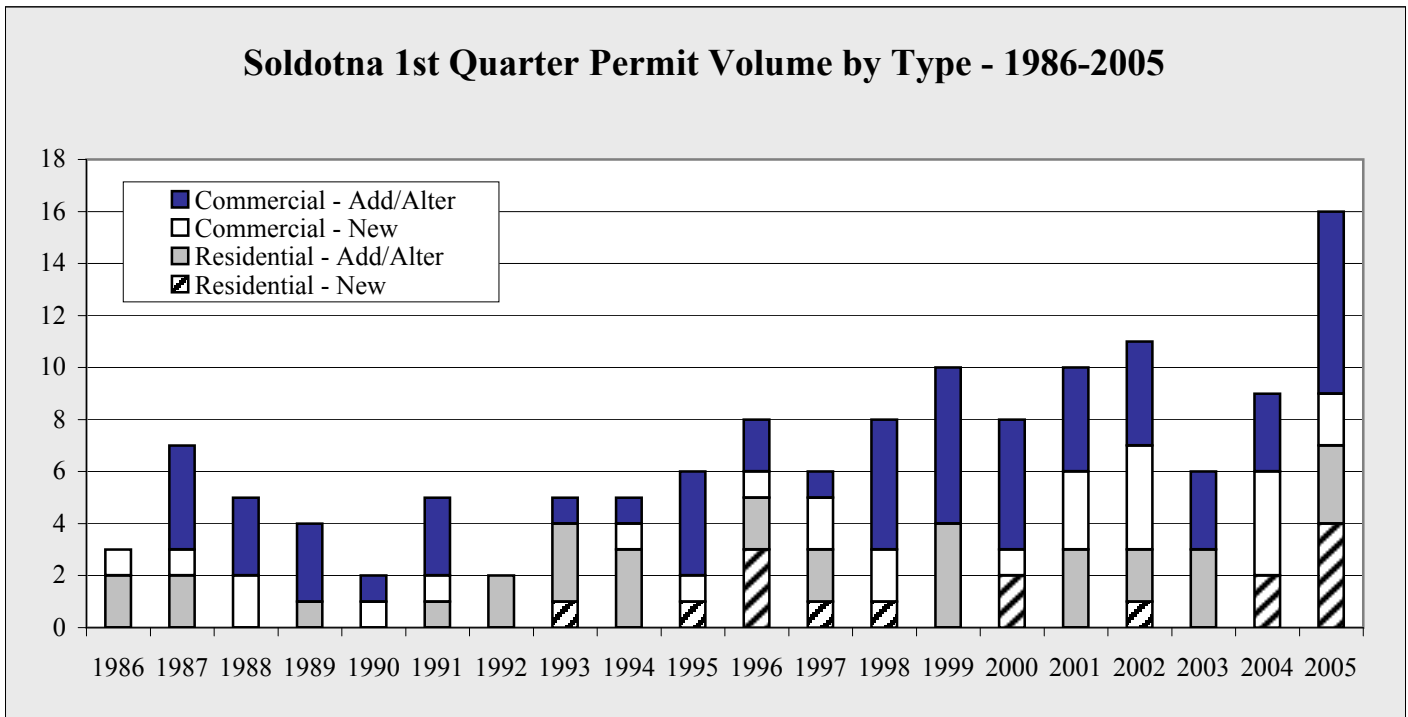


Chart 6.11

Soldotna 1st Quarter Permit Volume Percent by Type - 2005

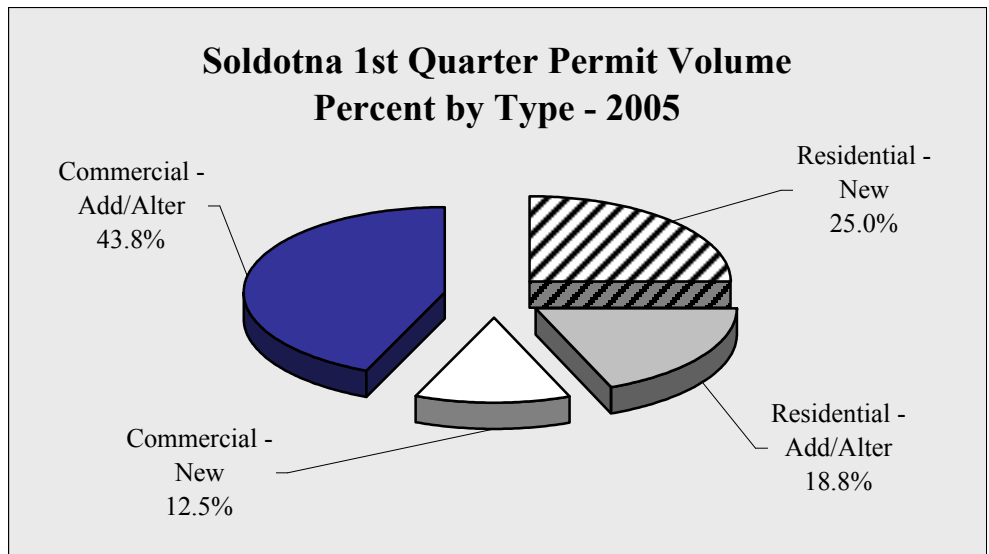


Chart 6.12

Soldotna Construction Permitting

Soldotna Annual Permit Values by Type - 1998-2004 - in \$

	1998	1999	2000	2001	2002	2003	2004	Annual Change
Residential - New	2,347,000	3,048,462	2,709,018	3,873,853	3,181,344	3,073,933	3,881,344	26.3%
Residential - Add/Alter	237,060	377,228	365,239	357,495	755,187	263,629	277,984	5.4%
Commercial - New	5,890,665	5,501,539	3,924,064	3,288,822	4,397,059	3,769,181	28,329,025	651.6%
Commercial - Add/Alter	1,147,092	577,891	1,169,099	1,434,802	2,830,304	845,554	4,808,573	468.7%
TOTAL	9,621,817	9,505,120	8,167,420	8,954,972	11,163,894	7,952,297	37,296,926	369.0%
Annual Change		-1.2%	-14.1%	9.6%	24.7%	-28.8%	369.0%	

Table 6.9

Soldotna Annual Permit Values by Type - 1986-2004

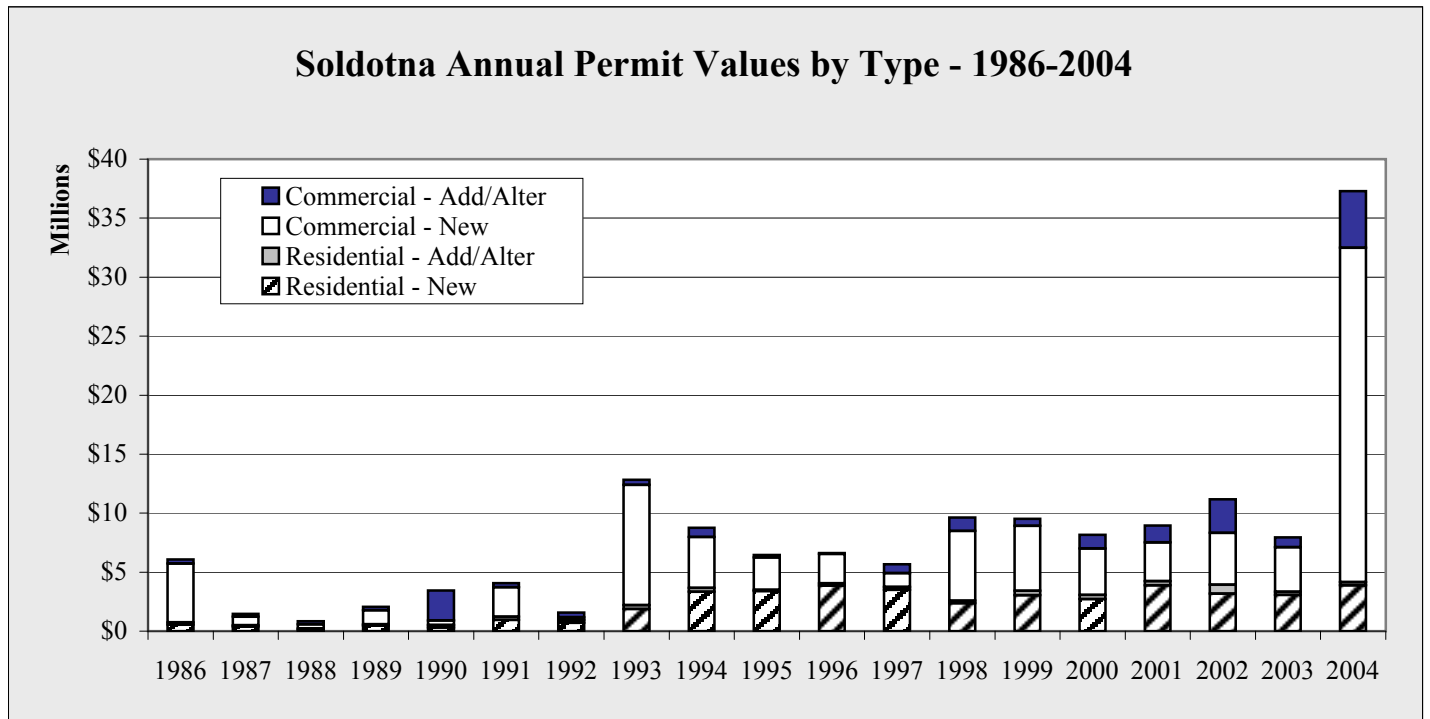


Chart 6.13

Soldotna Annual Permit Value Percent by Type - 2004

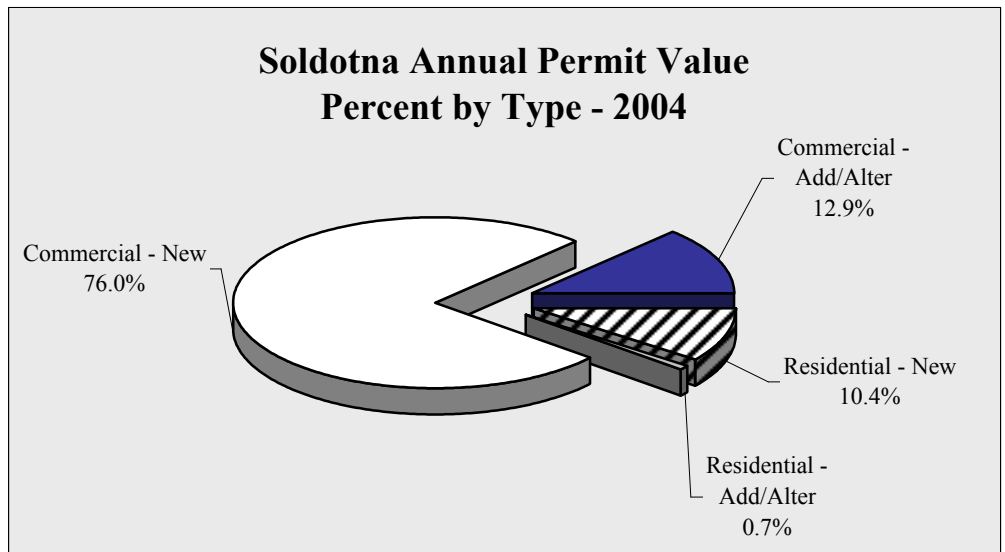


Chart 6.14

Soldotna Construction Permitting

Soldotna Annual Permit Volume by Type - 1998-2004

	1998	1999	2000	2001	2002	2003	2004	Annual Change
Residential - New	15	19	19	24	24	24	19	-20.8%
Residential - Add/Alter	16	16	19	23	20	16	17	6.3%
Commercial - New	25	20	18	10	18	16	13	-18.8%
Commercial - Add/Alter	21	22	32	36	29	18	18	0.0%
TOTAL	77	77	88	93	91	74	67	-9.5%
Annual Change		0.0%	14.3%	5.7%	-2.2%	-18.7%	-9.5%	

Table 6.10

Soldotna Annual Permit Volume by Type - 1986-2004

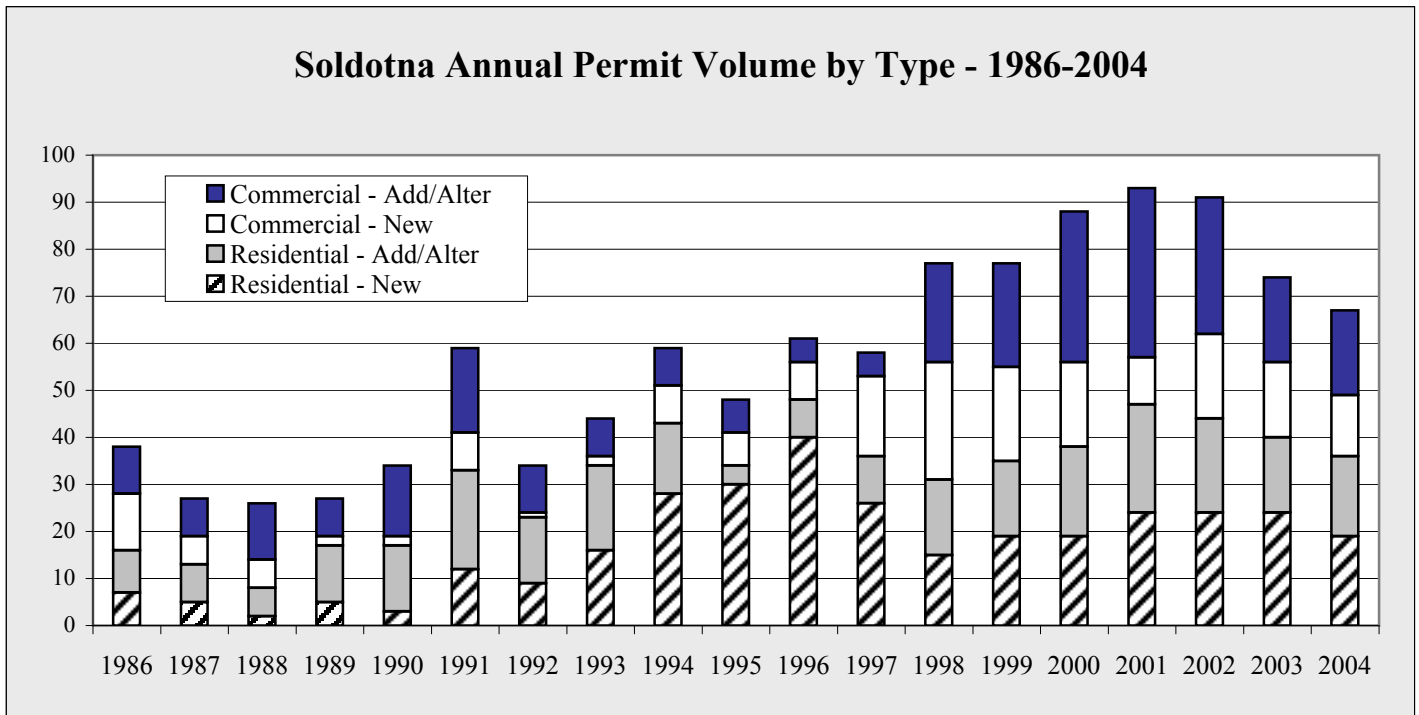


Chart 6.15

Soldotna Permit Volume Percent by Type - 2004




Chart 6.16

Soldotna Construction Permitting

Soldotna Annual Permit Values by Type, Quarter - 1998-2005 - in \$					
	1st Quarter	2nd Quarter	3rd Quarter	4th Quarter	Total
1998					
Residential - New	145,000	965,000	1,062,000	175,000	2,347,000
Residential - Add/Alter	0	122,000	103,400	11,660	237,060
Commercial - New	6,552	2,333,400	3,250,713	300,000	5,890,665
Commercial - Add/Alter	78,542	73,000	723,050	272,500	1,147,092
TOTAL	230,094	3,493,400	5,139,163	759,160	9,621,817
1999					
Residential - New	0	1,453,674	1,368,900	225,888	3,048,462
Residential - Add/Alter	54,000	181,361	141,867	0	377,228
Commercial - New	0	2,723,818	2,495,816	281,905	5,501,539
Commercial - Add/Alter	29,696	426,199	119,996	2,000	577,891
TOTAL	83,696	4,785,052	4,126,579	509,793	9,505,120
2000					
Residential - New	373,929	1,520,491	543,930	270,668	2,709,018
Residential - Add/Alter	0	224,674	101,065	39,500	365,239
Commercial - New	434,273	1,583,642	935,665	970,484	3,924,064
Commercial - Add/Alter	270,000	680,549	96,250	122,300	1,169,099
TOTAL	1,078,202	4,009,356	1,676,910	1,402,952	8,167,420
2001					
Residential - New	0	2,363,001	1,510,852	0	3,873,853
Residential - Add/Alter	105,160	151,039	50,148	51,148	357,495
Commercial - New	2,658,578	0	630,244	0	3,288,822
Commercial - Add/Alter	287,480	717,150	318,672	111,500	1,434,802
TOTAL	3,051,218	3,231,190	2,509,916	162,648	8,954,972
2002					
Residential - New	240,849	2,075,293	689,202	176,000	3,181,344
Residential - Add/Alter	86,935	339,286	317,466	11,500	755,187
Commercial - New	714,806	2,601,575	1,080,678	0	4,397,059
Commercial - Add/Alter	163,000	1,987,304	610,000	70,000	2,830,304
TOTAL	1,205,590	7,003,458	2,697,346	257,500	11,163,894
2003					
Residential - New	0	1,899,354	648,388	526,191	3,073,933
Residential - Add/Alter	57,827	130,080	70,722	5,000	263,629
Commercial - New	0	2,116,490	1,371,200	281,491	3,769,181
Commercial - Add/Alter	369,191	88,000	328,000	60,363	845,554
TOTAL	427,018	4,233,924	2,418,310	873,045	7,952,297
2004					
Residential - New	539,297	1,777,087	1,270,100	294,860	3,881,344
Residential - Add/Alter	0	74,809	145,721	57,454	277,984
Commercial - New	4,465,026	1,366,297	21,996,101	501,601	28,329,025
Commercial - Add/Alter	60,000	530,380	368,193	3,850,000	4,808,573
TOTAL	5,064,323	3,748,573	23,780,115	4,703,915	37,296,926
2005					
	Year to Date				
Residential - New	720,956				720,956
Residential - Add/Alter	261,630				261,630
Commercial - New	195,000				195,000
Commercial - Add/Alter	243,969				243,969
TOTAL	1,421,555				1,421,555

Table 6.11

Soldotna Construction Permitting

Soldotna Annual Permit Volume by Type, Quarter - 1998-2005

	1st Quarter	2nd Quarter	3rd Quarter	4th Quarter	Total
1998					
Residential - New	1	6	7	1	15
Residential - Add/Alter	0	6	5	5	16
Commercial - New	2	11	10	2	25
Commercial - Add/Alter	5	4	6	6	21
TOTAL	8	27	28	14	77
1999					
Residential - New	0	10	7	2	19
Residential - Add/Alter	4	8	4	0	16
Commercial - New	0	8	6	6	20
Commercial - Add/Alter	6	9	6	1	22
TOTAL	10	35	23	9	77
2000					
Residential - New	2	10	5	2	19
Residential - Add/Alter	0	9	7	3	19
Commercial - New	1	3	7	7	18
Commercial - Add/Alter	5	12	7	8	32
TOTAL	8	34	26	20	88
2001					
Residential - New	0	14	10	0	24
Residential - Add/Alter	3	10	6	4	23
Commercial - New	3	0	7	0	10
Commercial - Add/Alter	4	13	12	7	36
TOTAL	10	37	35	11	93
2002					
Residential - New	1	17	5	1	24
Residential - Add/Alter	2	6	10	2	20
Commercial - New	4	9	5	0	18
Commercial - Add/Alter	4	19	5	1	29
TOTAL	11	51	25	4	91
2003					
Residential - New	0	15	4	5	24
Residential - Add/Alter	3	8	4	1	16
Commercial - New	0	6	8	2	16
Commercial - Add/Alter	3	7	3	5	18
TOTAL	6	36	19	13	74
2004					
Residential - New	2	9	7	1	19
Residential - Add/Alter	0	8	6	3	17
Commercial - New	4	3	4	2	13
Commercial - Add/Alter	3	6	7	2	18
TOTAL	9	26	24	8	67
2005					
	Year to Date				
Residential - New	4				4
Residential - Add/Alter	3				3
Commercial - New	2				2
Commercial - Add/Alter	7				7
TOTAL	16				16

Table 6.12