

Introduced by: Popp at the request of the  
Borough Clerk  
Date: 11/02/99  
Action: Adopted  
Vote: 9 Yes, 0 No

**KENAI PENINSULA BOROUGH  
RESOLUTION 99-079**

**A RESOLUTION CERTIFYING THE 1999 MAYORAL  
RUNOFF ELECTION RESULTS**

**WHEREAS,** the Canvass Board of the Kenai Peninsula Borough met on November 2, 1999, and tallied the votes of Questioned and Absentee ballots and the ballots cast by voters in the by-mail precincts together with votes counted on election night; and

**WHEREAS,** the precinct tallies as recorded by the Canvass Board are as follows:

**BOROUGH MAYOR  
(3-year term)**


NAVARRE, Mike ..... 3810  
BAGLEY, Dale ..... 4183

**NOW, THEREFORE, BE IT RESOLVED BY THE ASSEMBLY OF THE KENAI  
PENINSULA BOROUGH:**


**SECTION 1.** That in the October 26, 1999 Runoff Election for Borough Mayor, Dale Bagley was elected to a 3-year term, having received the greatest number of votes cast.

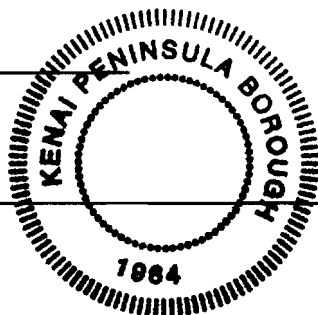
**SECTION 2.** That this resolution takes effect immediately upon its adoption.

**ADOPTED BY THE ASSEMBLY OF THE KENAI PENINSULA BOROUGH THIS 2ND  
DAY OF NOVEMBER, 1999.**

  
William Popp, Assembly President

ATTEST:

  
Linda S. Murphy, Borough Clerk



**KENAI PENINSULA BOROUGH  
REPORT OF CANVASS BOARD  
October 26, 1999 Runoff Election**

The Borough Canvass Board has canvassed the October 26, 1999 runoff election ballots cast by the seven By-Mail precincts; the absentee ballots cast by mail, fax and in person; and the questioned ballots cast at the polls on election day. Our findings are as follows:

**BY-MAIL PRECINCT BALLOTS**

Dist/Precinct No.	Precinct Name	Number of Ballots Mailed	Number of Voted Ballots Received	Number of Ballots Counted
07-031	Nanwalek	96	3	3
07-033	Port Graham	125	13	12
07-170	Kachemak Bay	435	98	91
08-189	Cooper Landing	353	106	90
08-190	Moose Pass	282	63	58
08-209	Hope	151	38	35
36-695	Tyonek	129	5	5

**ABSENTEE AND QUESTIONED BALLOTS**

By Mail Ballots Voted:	326	
Absentee & Personal Rep. Ballots Voted	769	
Questioned Ballots Voted:	238	
<b>Total Ballots Voted:</b>		<b>1333</b>

**Rejected Ballots:**

Not registered, registered too late or registered out of KPB:	30	
Ballot envelope not signed or witnessed:	16	
No identifier provided on envelope:	19	
Voted twice:	-0-	
Signed/witnessed or postmarked after election day:	17	
<b>Total Ballots Rejected by Canvass Board:</b>		<b>82</b>

By Mail Ballots Counted:	294	
Absentee Ballots Counted:	749	
Questioned Ballots Counted:	208	
<b>Total Absentee &amp; Questioned Ballots Counted:</b>		<b>1251</b>

**REPORT OF CANVASS BOARD (Continued)**  
**October 26, 1999 Runoff Election**

**REVIEW OF PRECINCT MATERIALS**

The canvass board further certifies that we have examined in detail all original and questioned registers for the 24 voting precincts of the Kenai Peninsula Borough and have found them to be in proper order.

Upon completion of the canvass, it is our opinion that the attached summary of election returns, as compiled by the borough clerk, accurately reflects the totals shown on the Certificate of Election Returns by the election board of each voting precinct and the returns of the By-Mail Precincts and the absentee and questioned ballots cast in this election.

We, the undersigned, certify the foregoing to be true and accurate to the best of our knowledge and belief.

Signed and dated this 2nd day of November, 1999.

Lisa Jackson

Kellen Donahue

Tauri Sandis

Dorothy Desmond

Marianne Hollen

Jana Whitmore

L. R. B. P. I. D.

Tauri Seymour

Mrs. M. Pearson  
Co-Chair

Co-Chair

# Statement of Votes Cast KPB Runoff Election

Date:11/02/99  
Time:15:42:56  
Page:1 of 1

	TURN OUT			KPB Mayor									
	Reg. Voters	Cards Cast	% Turnout	Reg. Voters	Times Counted	Total Votes	Times Over Voted	Under Votes	Times Blank Voted	Navarre, Mike	Bagley, Dale		
Jurisdiction Wide													
07-031 Nanwalek	96	3	3.13%	96	3	3	0 0.00%	0 0.00%	0 0.00%	0 0.00%	0 0.00%	3 100.00%	
07-033 Port Graham	125	12	9.60%	125	12	12	0 0.00%	0 0.00%	0 0.00%	11 91.67%	1 8.33%		
07-165 Anchor Pt.	1714	218	12.72%	1714	218	217	0 0.00%	0 0.00%	1 0.46%	85 39.17%	132 60.83%		
07-167 Diamond Ridge	1328	212	15.96%	1328	212	212	0 0.00%	0 0.00%	0 0.00%	139 65.57%	73 34.43%		
07-169 Fritz Creek	1451	207	14.27%	1451	207	207	0 0.00%	0 0.00%	0 0.00%	146 70.53%	61 29.47%		
07-170 Kachemak Bay	435	91	20.92%	435	91	91	0 0.00%	0 0.00%	0 0.00%	69 75.82%	22 24.18%		
07-171 Homer No. 1	1080	200	18.52%	1080	200	198	0 0.00%	0 0.00%	2 1.01%	143 72.22%	55 27.78%		
07-173 Homer No. 2	1162	174	14.97%	1162	174	174	0 0.00%	0 0.00%	0 0.00%	114 65.52%	60 34.48%		
07-175 Homer No. 3	1086	159	14.64%	1086	159	158	1 0.63%	0 0.00%	0 0.00%	108 68.35%	50 31.65%		
07-177 Kasilof North	1631	331	20.29%	1631	331	331	0 0.00%	0 0.00%	0 0.00%	122 36.86%	209 63.14%		
07-179 Kasilof South	1261	300	23.79%	1261	300	300	0 0.00%	0 0.00%	0 0.00%	105 35.00%	195 65.00%		
07-181 Ninilchik	949	165	17.39%	949	165	165	0 0.00%	0 0.00%	0 0.00%	61 36.97%	104 63.03%		
07-183 Seldovia	403	64	15.88%	403	64	64	0 0.00%	0 0.00%	0 0.00%	48 75.00%	16 25.00%		
07-187 Bear Creek	1207	124	10.27%	1207	124	124	0 0.00%	0 0.00%	0 0.00%	81 65.32%	43 34.68%		
08-189 Cooper Landing	354	90	25.42%	354	90	88	1 1.14%	0 0.00%	1 1.14%	63 71.59%	25 28.41%		
08-190 Moose Pass	282	58	20.57%	282	58	58	0 0.00%	0 0.00%	0 0.00%	27 46.55%	31 53.45%		
08-191 Ridgeway	2342	529	22.59%	2342	529	528	1 0.19%	0 0.00%	0 0.00%	195 36.93%	333 63.07%		
08-193 Seward	1976	251	12.70%	1976	251	250	1 0.40%	0 0.00%	0 0.00%	202 80.80%	48 19.20%		
08-197 Soldotna No. 1	1616	409	25.31%	1616	409	408	0 0.00%	0 0.00%	1 0.25%	208 50.98%	200 49.02%		
08-199 Soldotna No. 2	1100	277	25.18%	1100	277	277	0 0.00%	0 0.00%	0 0.00%	111 40.07%	166 59.93%		
08-201 Sport Lake	1199	301	25.10%	1199	301	301	0 0.00%	0 0.00%	0 0.00%	118 39.20%	183 60.80%		
08-203 Sterling	1666	425	25.51%	1666	425	423	1 0.24%	0 0.00%	1 0.24%	101 23.88%	322 76.12%		
08-209 Hope	151	35	23.18%	151	35	34	0 0.00%	0 0.00%	1 2.94%	19 55.88%	15 44.12%		
09-213 K-Beach	2180	528	24.22%	2180	528	528	0 0.00%	0 0.00%	0 0.00%	240 45.45%	288 54.55%		
09-215 Kenai No. 1	1349	292	21.65%	1349	292	292	0 0.00%	0 0.00%	0 0.00%	160 54.79%	132 45.21%		
09-217 Kenai No. 2	1594	352	22.08%	1594	352	352	0 0.00%	0 0.00%	0 0.00%	173 49.15%	179 50.85%		
09-219 Kenai No. 3	992	212	21.37%	992	212	212	0 0.00%	0 0.00%	0 0.00%	115 54.25%	97 45.75%		
09-221 Kenai No. 4	711	142	19.97%	711	142	142	0 0.00%	0 0.00%	0 0.00%	56 39.44%	86 60.56%		
09-223 Nikiski	2156	581	26.95%	2156	581	581	0 0.00%	0 0.00%	0 0.00%	194 33.39%	387 66.61%		
09-227 Salamatof	1142	302	26.44%	1142	302	302	0 0.00%	0 0.00%	0 0.00%	103 34.11%	199 65.89%		
36-695 Tyonek	129	5	3.88%	129	5	5	0 0.00%	0 0.00%	0 0.00%	1 20.00%	4 80.00%		
Reportunit 710	0	0	-	0	0	0	0 -	0 -	0 -	-	0 -		
Absentee	34867	749	2.15%	34867	749	748	0 0.00%	0 0.00%	1 0.13%	413 55.21%	335 44.79%		
Questioned	32711	208	0.64%	32711	208	208	0 0.00%	0 0.00%	0 0.00%	79 37.98%	129 62.02%		
	34867	8006	22.96%	34867	8006	7993	5 0.06%	0 0.00%	8 0.10%	3810 47.67%	4183 52.33%		